



H-F 20.25 & H-F 16

HIDDEN FASTENER STEEL ROOF PANELS

HIGH-END ROOFING PANELS

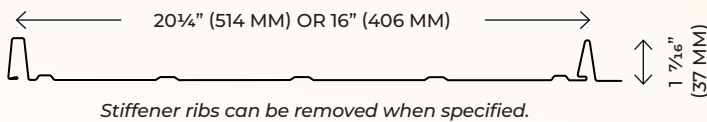

FOR COMMERCIAL AND RESIDENTIAL BUILDINGS



TOP-OF-THE-LINE ROOFING

Designed as a roofing panel for prestige, commercial and residential buildings, **IDEAL ROOFING's H-F 20.25 & H-F 16** steel roof panels bring back the rich traditional style and appearance of standing seam roofs.

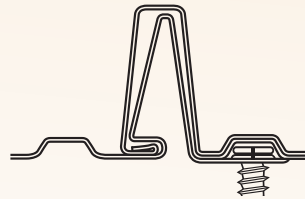
- **Easy installation: no clips and no seamer necessary**
- **Save time and labor costs**
- **Allow for natural movement of roofing system**



The architecturally pleasing hidden fastener panel can be installed over a solid backing, or over steel or wood purlins through oval slots with **IDEAL ROOFING's** specially designed fastening screws, allowing for the panel to slide during contraction or expansion.

This product is fabricated with a state-of-the-art roll former and is offered in **IDEAL ROOFING's** Galvalume AZ150. It is available in our proven top-of-the-line 28, 26 and 24 gauge steel. Combined with the advanced 10,000 Series paint system with Kynar 500® resin, this product is available in your choice of 14 attractive colors.

The **H-F 20.25 & H-F 16** offers you the best steel panel product ever made to protect your roof while beautifying and adding true value to your prestige commercial and residential buildings.



HIDDEN FASTENER PANEL

USA PATENT: # 4926608

CANADIAN PATENT: # 1259466

THE H-F 20.25 & H-F 16 STEEL PANELS

are offered in standard widths of 20 1/4" or 16" – to suit and adapt to any style of sloped roof and to enhance any building architecture.

BRIGHT SILVER



H-F 20.25 & H-F 16

AVAILABLE COLORS

10,000 Series, Kynar 500®




Midnight Black
ID 193




Bronze
ID 8981



Chocolate Brown
ID 196



Maritime Grey
ID 690



Grey Berry
ID 3659



Navy Blue
ID 198



Twilight Blue
ID 3644



Hartford Green
ID 8980



Winter Green
ID 3651



Patina Green
ID 201




Cordovan
ID 3643



Cranberry Red
ID 7437



Classic Copper
ID 9919



Bright Silver
ID 10637

STRUCTURAL PROPERTIES

TOTAL NOMINAL THICKNESS (INCH)	CORE NOMINAL THICKNESS (INCH)	MOMENT OF INERTIA (IN-4)	MOMENT RESISTANCE*		SUPPORT REACTION RESISTANCE*	
			MID-SPAN (IN-LB)	SUPPORT (IN-LB)	END (LB)	INTERIOR (LB)
.018	.016	.0362	656	553	137	242
.021	.018	.0447	699	816	174	306
.026	.024	.0472	838	720	209	411

*INCLUDES AN IMPORTANCE FACTOR OF 1.0, LIVE LOAD FACTOR OF 1.5, AND BASED ON A BEARING LENGTH OF 1.5"

MAXIMUM UNIFORMLY DISTRIBUTED LOADS (POUNDS/SQUARE FOOT)

SPAN CONDITION	SPAN (INCHES)	28 GAUGE (.018")		26 GAUGE (.021")		24 GAUGE (.026")	
		B	D	B	D	B	D
SINGLE	18	150	625	232	869	248	916
	24	98	264	136	366	140	386
	30	63	135	87	188	89	198
DOUBLE	18	101	1500	163	2085	213	2198
	24	76	633	117	879	120	927
	30	52	324	75	450	77	475
TRIPLE	18	114	1181	184	1642	247	1731
	24	85	498	138	693	150	730
	30	65	255	93	355	96	374

B = LOAD CAPACITY BASED ON STRENGTH MINIMUM YIELD STRESS $F_y = 33,000$ P.S.I.
D = DEFLECTION BASED ON $L/240$ MAXIMUM WORKING STRESS $F_b = 20,625$ P.S.I.
YOUNG'S MODULUS (E) = 29,500,000 P.S.I.

AVAILABLE MATERIALS / 10,000 SERIES, KYNAR 500®

THICKNESS & GAUGE	MIDNIGHT BLACK ID 193	BRONZE ID 8981	CHOCOLATE BROWN ID 196	MARITIME GREY ID 690	GREY BERRY ID 3659	NAVY BLUE ID 198	TWILIGHT BLUE ID 3644	HARTFORD GREEN ID 8980	WINTER GREEN ID 3651	PATINA GREEN ID 201	CORDOVAN ID 3643	CRANBERRY RED ID 7437	CLASSIC COPPER ID 9919	BRIGHT SILVER ID 10637	GALVALUME PLUS
(.018")** 28 GA.	●	●	●	●	●	●	●	●	●	●	●	●			
(.021")* 26 GA.	●	●	●	●	●	●	●	●	●	●			●	●	●
(.026")** 24 GA.	●	●	●	●		●			●	●			●	●	●

*16" WIDE ONLY
**20 3/4" WIDE ONLY

PRE-PAINTED GALVALUME AZ150 STEEL ASTM A792 SS,
GRADE 33, 10,000 SERIES, KYNAR 500®.
GAUGES: 28 (.018" THICK), 26 (.021" THICK)
AND 24 (.026" THICK).

MILL FINISH GALVALUME PLUS
ASTM-A792 SS, GRADE 33, AZ180
GAUGES: 26 (.021" THICK)
AND 24 (.026" THICK).



Add prestige and architectural value
to commercial and residential buildings

BRONZE

H-F 20.25 & H-F 16

HIDDEN FASTENER STEEL ROOF PANEL



ENVIRONMENT-FRIENDLY.
THIS PRODUCT IS
ENTIRELY RECYCLABLE.



Canadian Sheet Steel Building Institute
A division of the Canadian Institute of Steel Construction



Head Office

1418 Michael Street
Ottawa, ON, Canada K1B 3R2
Tel.: 613-746-3206
Toll Free: 1-800-267-0860
Fax: 613-746-0445
info@idealroofing.ca

Toronto Manufacturing Facility

223 Corporation Drive
Brampton, ON, Canada L6S 6G5
Tel.: 905-792-4354
Toll Free: 1-877-792-4354
Fax: 905-792-7740

Moncton Manufacturing Facility

650 Frenette Avenue
Moncton, NB, Canada E1H 2S7
Tel.: 506-857-3888
Toll Free: 1-833-753-0051
Fax: 506-857-8823

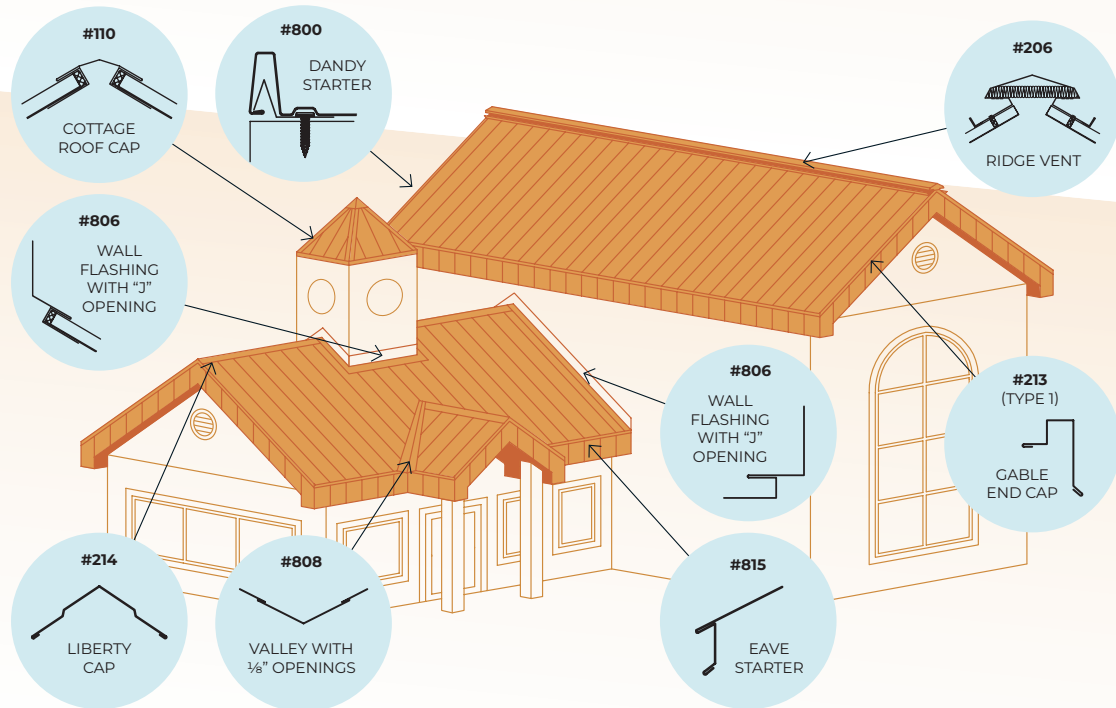
Quebec Regional Office

5240 Wilfrid-Hamel Boulevard
Québec, QC, Canada G2E 2G9
Tel.: 418-874-0010
Toll Free: 1-888-313-0010
Fax: 418-874-0011

www.idealroofing.com

FLASHINGS AND TRIMS

Optional flashings and details are available in the Installation Guide.



<p>#110 COTTAGE ROOF CAP (24" GIRTH)</p>	<p>#206 RIDGE VENT</p>	<p>#213 TYPE 1 GABLE END CAP (A + B + 5 3/4" = GIRTH)</p>
<p>#214 LIBERTY CAP (15" GIRTH)</p>	<p>#806 WALL FLASHING WITH "J" OPENING (18" GIRTH)</p>	<p>#808 VALLEY WITH 1/8" OPENINGS</p>
<p>#815 EAVE STARTER (9" GIRTH)</p>	<p>FOAM AND METAL CLOSURES FOR RIDGE</p>	<p>END PLUG</p>