

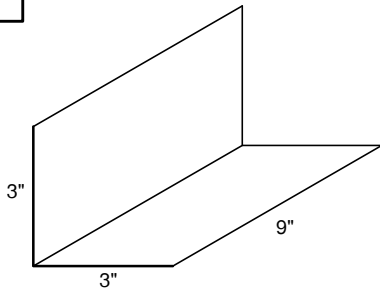
Flashings and Trims

Ideal Roofing flashings and trims come in 10 ft. lengths and are available in plain galvanized, galvalume and in galvanized pre-painted steel in over 30 attractive colours. Standard gauge thickness used is 30 ga. (.015") but our flashings and trims shown in this brochure are standard but can be modified to customer specifications.

ROOFING FLASHINGS

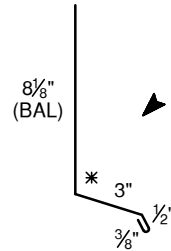
NOTE: USE THE #205 WALL FLASHING AND THE #210 COTTAGE ROOF CAP FOR THE "SECURITY" RIB, "POCKET" RIB AND "AMERI-CANA" PANEL.

#201



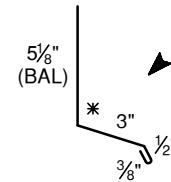
STEP FLASHING (6" X 9")
(50 PCS PER BUNDLE) (MIXED COLOURS)

#203



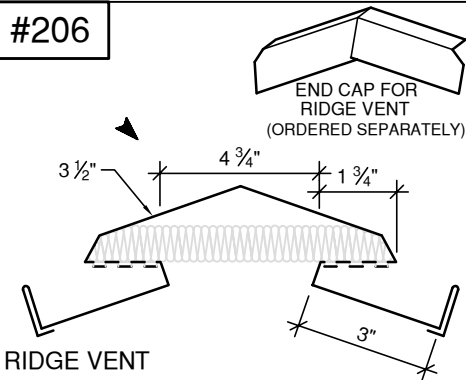
LARGE WALL OR CHIMNEY FLASHING TYPE S
(12" GIRTH) * SPECIFY PITCH

#205



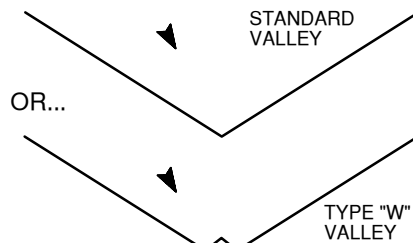
WALL FLASHING TYPE S
(9" GIRTH) * SPECIFY PITCH

#206



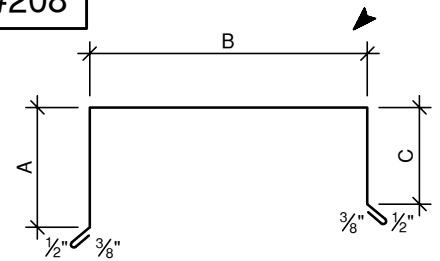
RIDGE VENT

#207



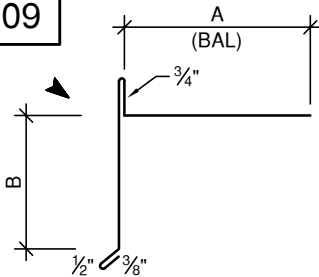
VALLEY 18", 24" AND 36"

#208



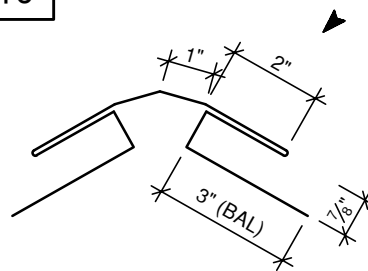
CAP FLASHING
(A+B+C+1 1/4" = GIRTH)

#209



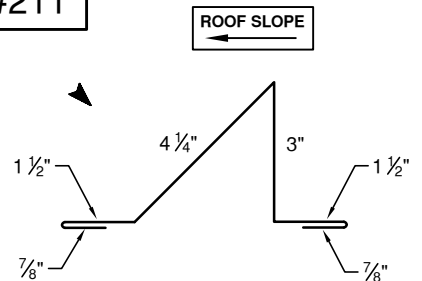
GRAVEL STOP
(A+B+2 3/8" = GIRTH)

#210



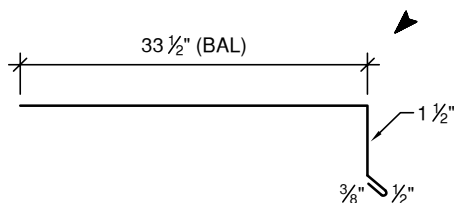
COTTAGE ROOF CAP
(18" GIRTH)

#211



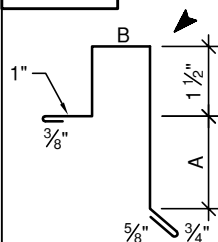
SNOW GUARD
(12" GIRTH) MINIMUM 26g (.021") RECOMMENDED

#212



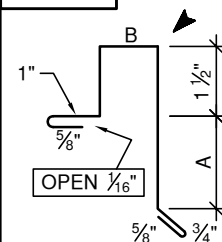
ICE APRON
(for shingles)
(36" GIRTH)

#213 TYPE 1



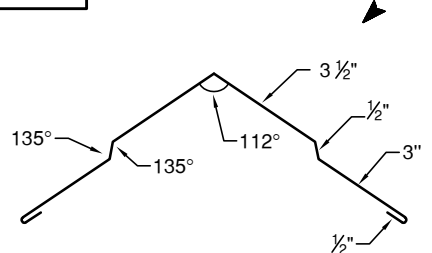
GABLE END CAP FOR "HERITAGE" PROFILE
(A+B+5 3/4" = GIRTH)

#213 TYPE 2



GABLE END CAP FOR "HERITAGE" PROFILE
(A+B+6" = GIRTH)

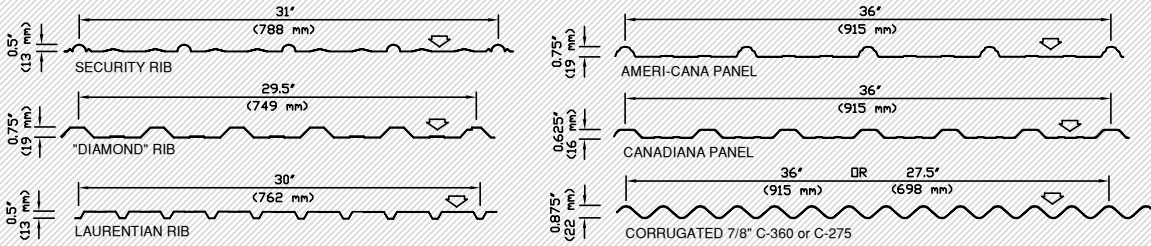
#214



LIBERTY RIDGE CAP
(15" GIRTH)

FLASHINGS AND MOULDINGS FOR SIDING

NOTE: THE "300 SERIES" FLASHINGS & MOULDINGS MAY BE USED WITH THE FOLLOWING PROFILES.

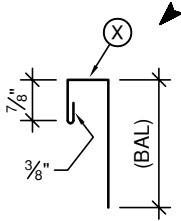


#301

X=Profile opening

PROFILES:

- (a) Laurentian 5/8" X
- (b) Corrugated 1" X
- (c) Security 5/8" X
- (d) Ameri-Cana, Canadiana and Diamond Rib 7/8" X



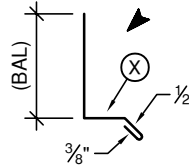
"J" TRIM
(5" GIRTH)

#302

X=Profile opening

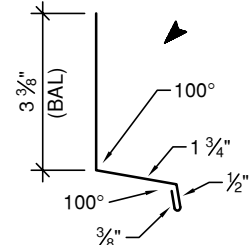
PROFILES:

- (a) Laurentian 5/8" X
- (b) Corrugated 1" X
- (c) Security 5/8" X
- (d) Ameri-Cana, Canadiana and Diamond Rib 7/8" X



BASE FLASHING
(4" GIRTH)

#303



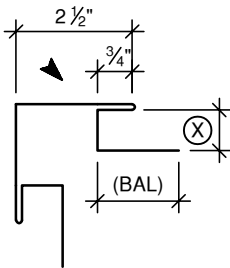
WINDOW & DOOR FLASHING
(6" GIRTH)

#304

X=Profile opening

PROFILES:

- (a) Laurentian 5/8" X
- (b) Corrugated 1" X
- (c) Security 5/8" X
- (d) Ameri-Cana, Canadiana and Diamond Rib 7/8" X



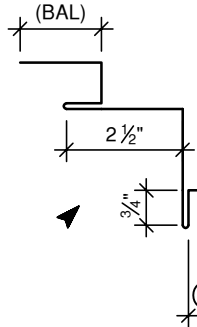
OUTSIDE CORNER
(12" GIRTH)

#305

X=Profile opening

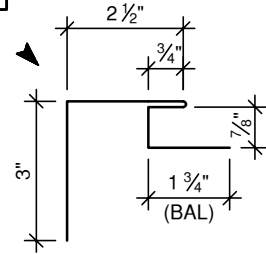
PROFILES:

- (a) Laurentian 5/8" X
- (b) Corrugated 1" X
- (c) Security 5/8" X
- (d) Ameri-Cana, Canadiana and Diamond Rib 7/8" X



INSIDE CORNER
(12" GIRTH)

#306



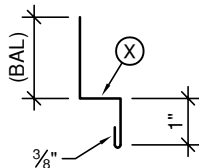
HALF CORNER
(9" GIRTH)

#307

X=Profile opening

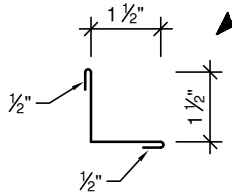
PROFILES:

- (a) Laurentian 5/8" X
- (b) Corrugated 1" X
- (c) Security 5/8" X
- (d) Ameri-Cana, Canadiana and Diamond Rib 7/8" X



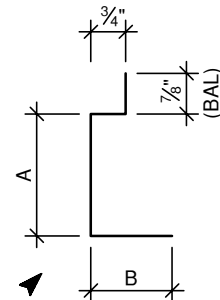
GABLE DIVIDER
(4" GIRTH)

#308



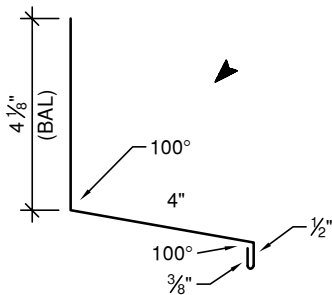
"L" TRIM
(4" GIRTH)

#309



WINDOW CASING FLASHING
(A+B+1 5/8" GIRTH)

#310



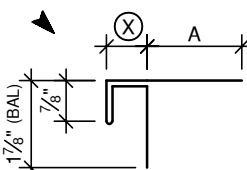
BRICK FLASHING
(9" GIRTH)

#311

X=Profile opening

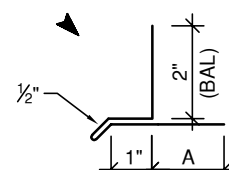
PROFILES:

- (a) Laurentian 5/8" X
- (b) Corrugated 1" X
- (c) Security 5/8" X
- (d) Ameri-Cana, Canadiana and Diamond Rib 7/8" X



WINDOW & DOOR JAMB
(2X + A + 3 5/8" = GIRTH)

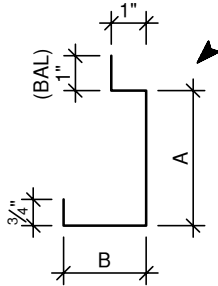
#312



WINDOW & DOOR FLASHING
(5" + A = GIRTH)

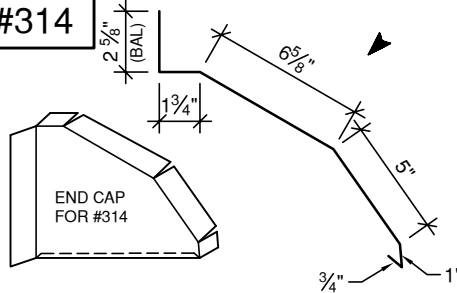
FLASHINGS AND MOULDINGS FOR SIDING (continue)

#313



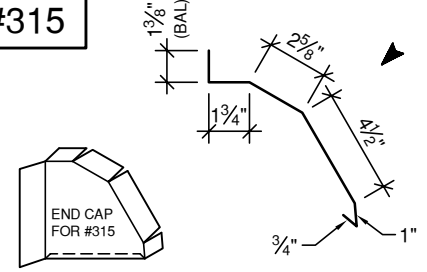
SLIDING DOOR EDGE TRIM
(A+B+2 3/4" GIRTH)

#314



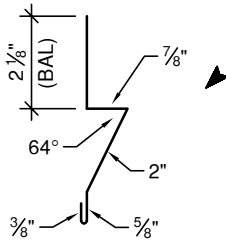
COVER FOR DOUBLE ROUND DOOR TRACK
(18" GIRTH)

#315



COVER FOR SINGLE ROUND DOOR TRACK
(12" GIRTH)

#316



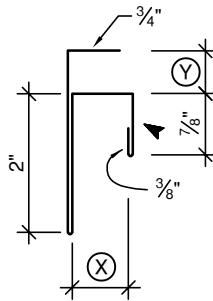
ANGLED BASE FLASHING
(6" GIRTH)

#317

X=Profile opening
Y=Profile opening

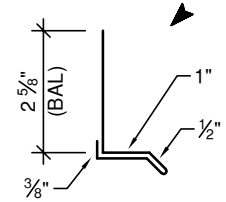
PROFILES:

- (a) Laurentian 5/8"
- (b) Corrugated 1"
- (c) Security 5/8"
- (d) Ameri-Cana, Canadiana and Diamond Rib 7/8"



"F-J" TRIM
(X+Y+6"=GIRTH)

#318

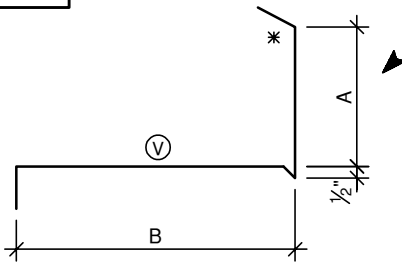


WINDOW & DOOR FLASHING
(6" GIRTH)

FLASHINGS FOR EAVES & GABLE ENDS

#401

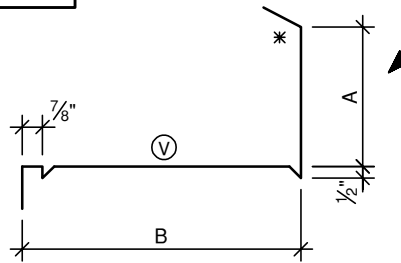
Ⓟ VENTED AT EXTRA COST



FASCIA AND SOFFIT: TYPE 1
(A+B+5" = GIRTH) * SPECIFY PITCH

#402

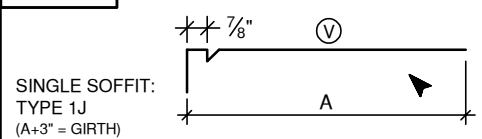
Ⓟ VENTED AT EXTRA COST



FASCIA AND SOFFIT: TYPE 1J
(A+B+5" = GIRTH) * SPECIFY PITCH

#404

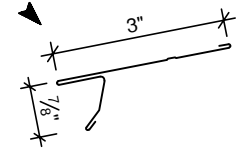
Ⓟ VENTED AT EXTRA COST



SINGLE SOFFIT: TYPE 1J
(A+3" = GIRTH)

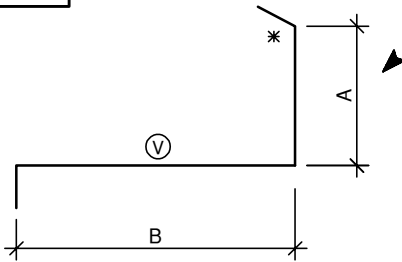
#408

STARTER FOR SHINGLES
(5" GIRTH)



#405

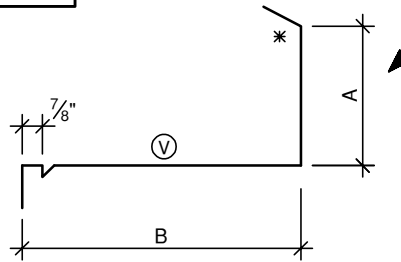
Ⓟ VENTED AT EXTRA COST



FASCIA AND SOFFIT: TYPE 2
(A+B+4" = GIRTH) * SPECIFY PITCH

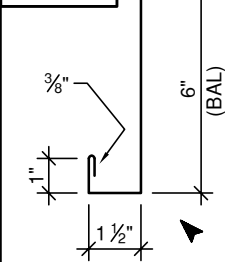
#406

Ⓟ VENTED AT EXTRA COST



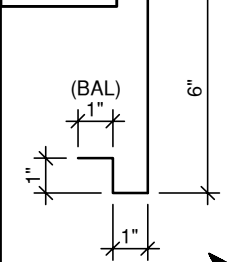
FASCIA AND SOFFIT: TYPE 2J
(A+B+5" = GIRTH) * SPECIFY PITCH

#409



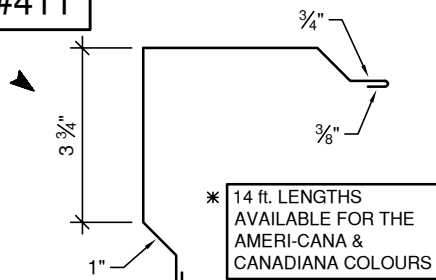
FASCIA: TYPE 1
(9" GIRTH)

#410



FASCIA: TYPE 2
(9" GIRTH)

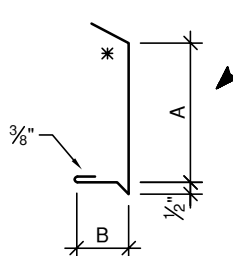
#411



RAKE EDGE TRIM
(12" GIRTH) (10 or 14 ft. LENGTHS) *

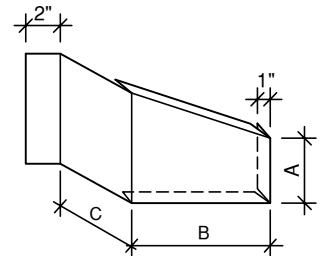
* 14 ft. LENGTHS AVAILABLE FOR THE AMERI-CANA & CANADIANA COLOURS

#412



SPECIAL FASCIA
(A+B+3" = GIRTH) (B=MIN. 1 1/2") *SPECIFY PITCH

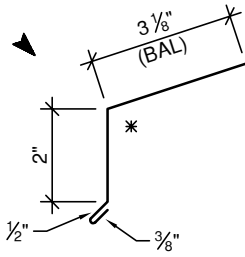
#413



END BOX FOR FASCIA AND SOFFIT
(SPECIFY A, B, C and PITCH)
(RIGHT or LEFT; AS VIEWED FROM GABLE END)

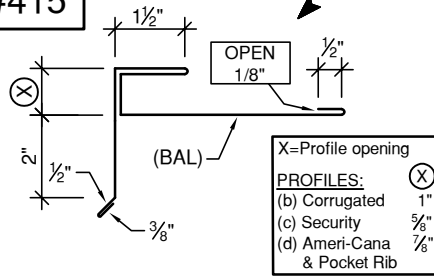
FLASHINGS FOR EAVES & GABLE ENDS (continue)

#414



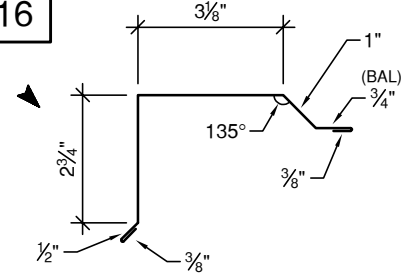
STEEL ROOFING DRIP EDGE
(6" GIRTH) * SPECIFY PITCH

#415



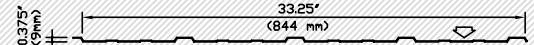
"F" GABLE TRIM
(12" GIRTH) (AVAILABLE IN 30G, 28G or 26G)

#416

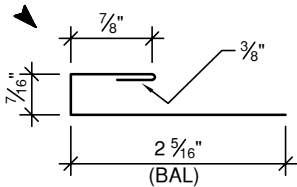


GABLE END CAP
(9" GIRTH)

"COLONIAL SIDING"

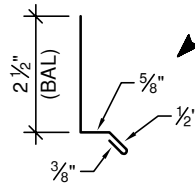


#501



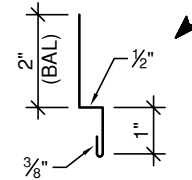
COLONIAL "J" TRIM
(4" GIRTH)

#502



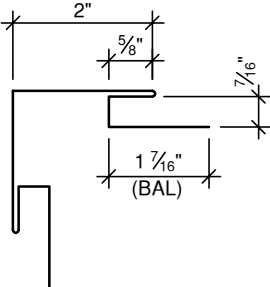
COLONIAL BASE FLASHING
(4" GIRTH)

#503



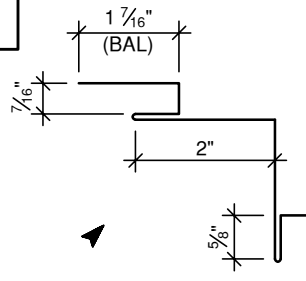
COLONIAL GABLE DIVIDER
(4" GIRTH)

#504



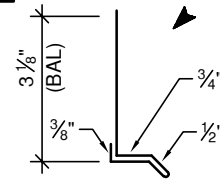
COLONIAL OUTSIDE CORNER
(9" GIRTH)

#505



COLONIAL INSIDE CORNER
(9" GIRTH)

#518

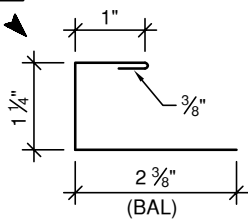


COLONIAL WINDOW & DOOR FLASHING
(6" GIRTH)

"COMMERCIAL RIB"

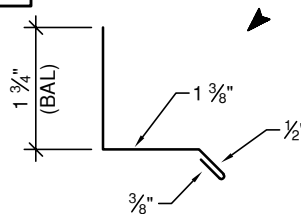


#601



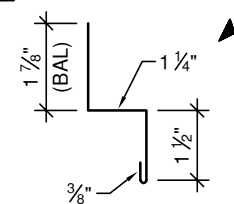
COMMERCIAL "J" TRIM
(5" GIRTH)

#602



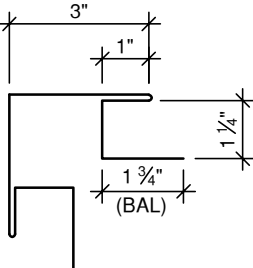
COMMERCIAL BASE FLASHING
(4" GIRTH)

#603



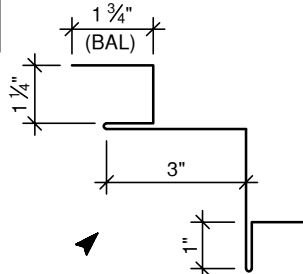
COMMERCIAL GABLE DIVIDER
(5" GIRTH)

#604



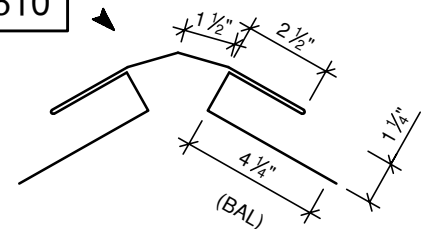
COMMERCIAL OUTSIDE CORNER
(14" GIRTH)

#605



COMMERCIAL INSIDE CORNER
(14" GIRTH)

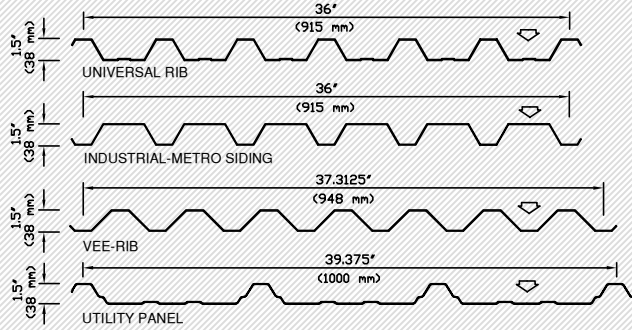
#610



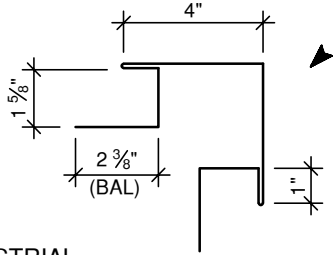
COTTAGE ROOF CAP
FOR COMMERCIAL RIB PROFILE
(24" GIRTH)

INDUSTRIAL PROFILES (100 SERIES)

NOTE:
THE "100 SERIES"
FLASHINGS & TRIMS MAY
BE USED WITH THE
FOLLOWING PROFILES.

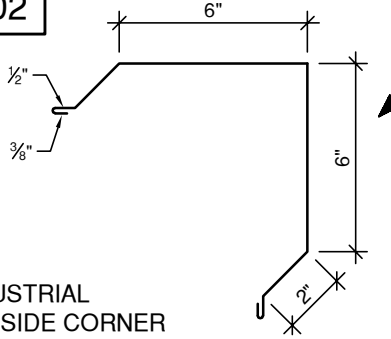


#101



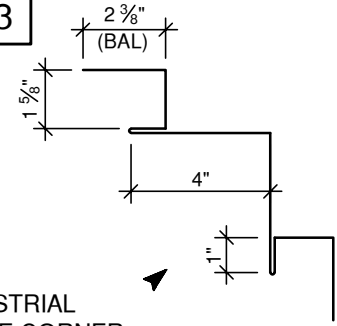
INDUSTRIAL
OUTSIDE CORNER
(18" GIRTH)

#102



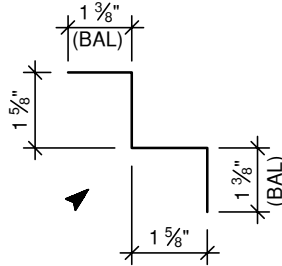
INDUSTRIAL
OUTSIDE CORNER
(18" GIRTH)

#103



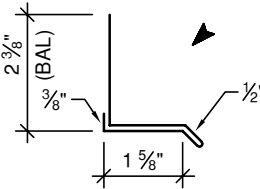
INDUSTRIAL
INSIDE CORNER
(18" GIRTH)

#104



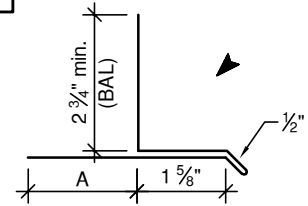
INDUSTRIAL
INSIDE CORNER
(6" GIRTH)

#105



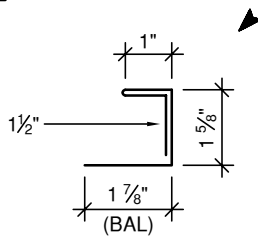
INDUSTRIAL
WINDOW & DOOR FLASHING
(7" GIRTH)

#106



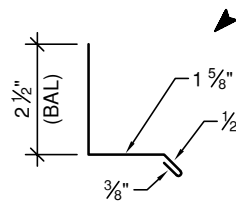
INDUSTRIAL
WINDOW & DOOR FLASHING
(A+7"=GIRTH)

#107



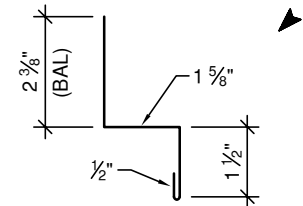
INDUSTRIAL "J" TRIM
(7" GIRTH)

#108



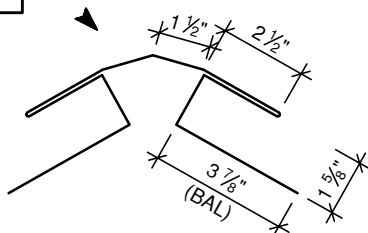
INDUSTRIAL BASE FLASHING
(5" GIRTH)

#109



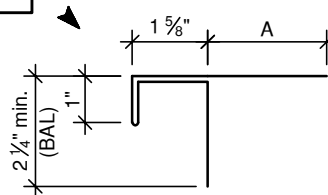
INDUSTRIAL GABLE DIVIDER
(6" GIRTH)

#110



COTTAGE ROOF CAP
FOR INDUSTRIAL PROFILE
(24" GIRTH)

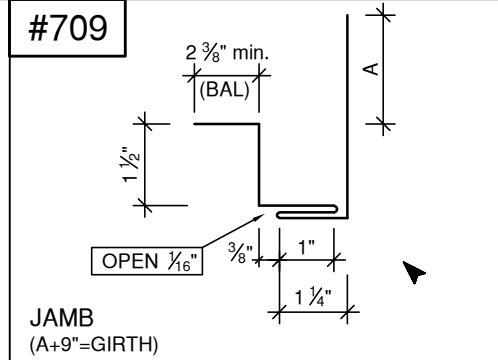
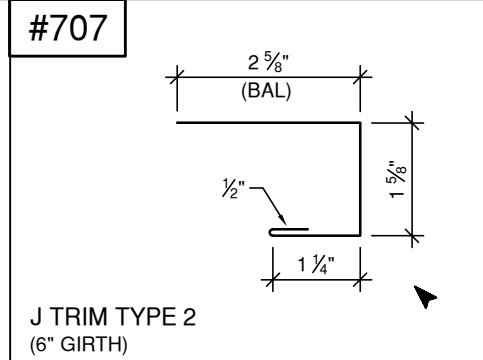
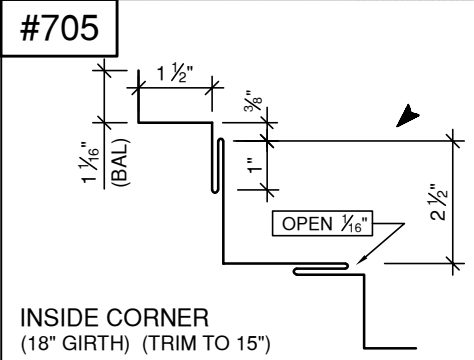
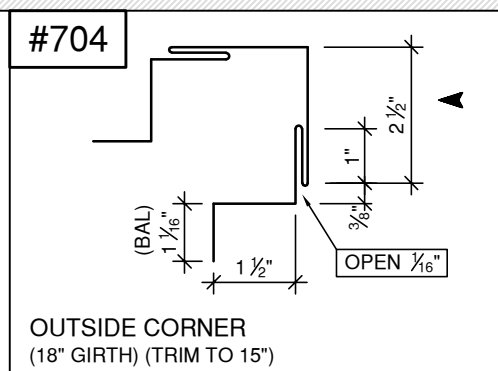
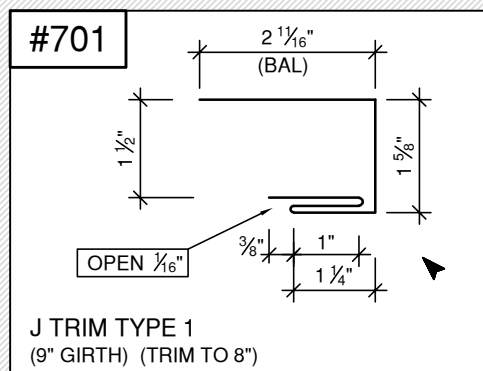
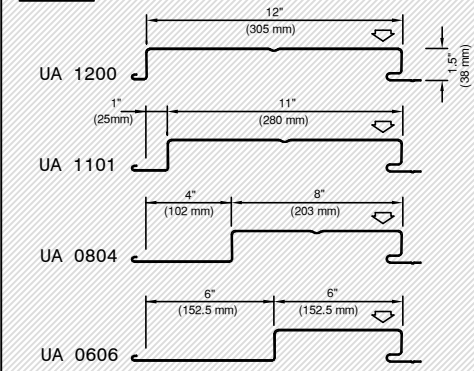
#111



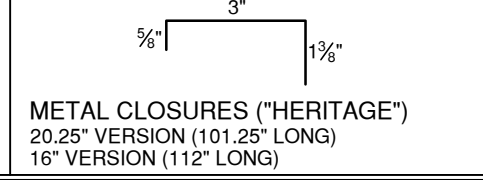
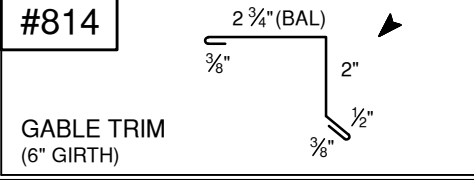
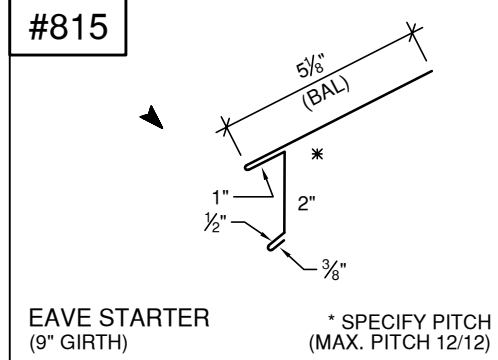
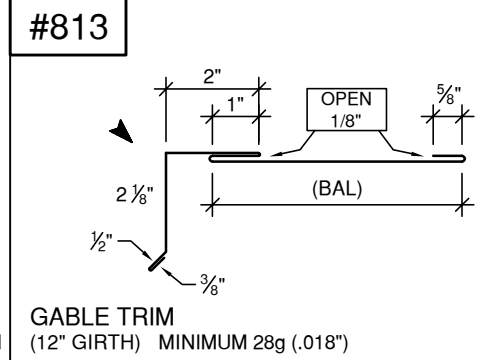
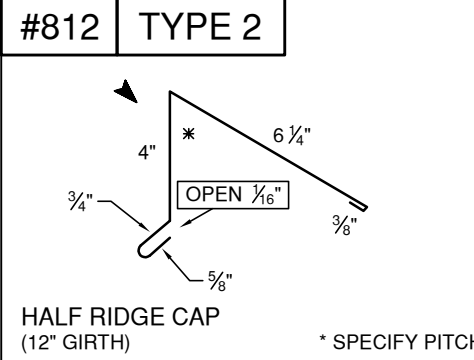
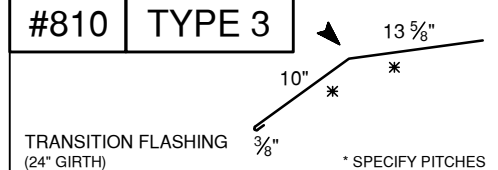
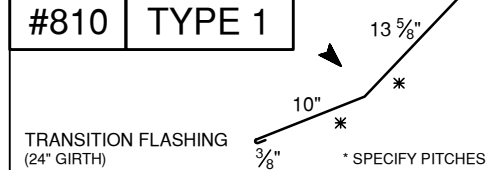
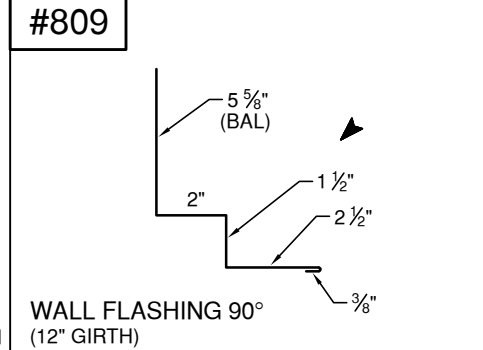
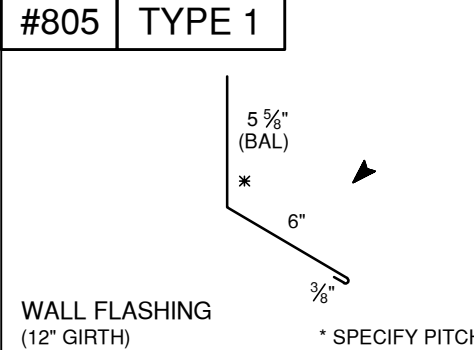
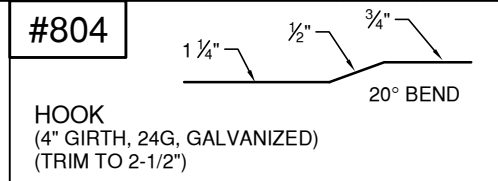
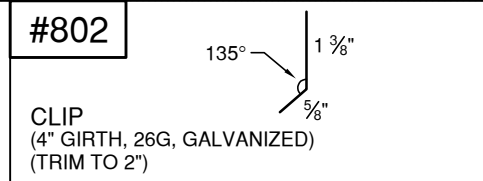
INDUSTRIAL DOOR & WINDOW JAMB
(A+7 1/2" = GIRTH)

"URBAN ACCENT" SERIES

NOTE: MOST OF THE "100 SERIES" INDUSTRIAL FLASHINGS & TRIMS MAY BE USED WITH THE URBAN ACCENT SERIES.



"HERITAGE SERIES" & "JUNIOR HF"



"HERITAGE SERIES"	"JUNIOR HF"	"HERITAGE SERIES"	"JUNIOR HF"
#803 10'-0" LENGTHS, WILL BE CUT INTO 6" PIECES BY THE INSTALLER "CAP" (FOR THE OVERLAPS, END TO END) (4" GIRTH) (TRIM TO 3-11/16")	#803JR 10'-0" LENGTHS, WILL BE CUT INTO 6" PIECES BY THE INSTALLER "CAP" (FOR THE OVERLAPS, END TO END) (4" GIRTH) (TRIM TO 2-1/4")	#816 TRANSITION FLASHING (low to high pitch) (18" GIRTH) * SPECIFY PITCHES	#816JR TRANSITION FLASHING (low to high pitch) (18" GIRTH) * SPECIFY PITCHES
#806 WALL FLASHING WITH "J" OPENING (18" GIRTH) * SPECIFY PITCH (MAX. PITCH 12/12)	#806JR WALL FLASHING WITH "J" OPENING (18" GIRTH) * SPECIFY PITCH (MAX. PITCH 12/12)	#820 HALF RIDGE CAP (18" GIRTH) * SPECIFY PITCH (MAX. PITCH 12/12)	#820JR HALF RIDGE CAP (18" GIRTH) * SPECIFY PITCH (MAX. PITCH 12/12)
#808 VALLEY WITH 1/8" OPENINGS - GALVALUME (30" GIRTH) - PRE-PAINTED 10000 SERIES (28" GIRTH)	#808JR VALLEY WITH 1/8" OPENINGS (30" GIRTH)	#110 COTTAGE ROOF CAP FOR INDUSTRIAL PROFILE (24" GIRTH)	#110JR COTTAGE ROOF CAP FOR JUNIOR HF (24" GIRTH)
#811 TRANSITION FLASHING (high to low pitch) (A+B+12"=GIRTH) * SPECIFY PITCHES	#811JR TRANSITION FLASHING (high to low pitch) (A+B+12"=GIRTH) * SPECIFY PITCHES	#213 TYPE 1 GABLE END CAP FOR "HERITAGE" PROFILE (A+B+5 1/4" = GIRTH)	#213JR GABLE END CAP FOR JUNIOR HF (A+B+4 1/2" = GIRTH)

"WAKEFIELD BRIDGE" STEEL SHINGLES

#905 TYPE 1 WALL FLASHING (12" GIRTH) * SPECIFY PITCH	#905 TYPE 2 TRANSITION FLASHING (12" GIRTH) * SPECIFY PITCHES	#905 TYPE 3 HIP FLASHING (12" GIRTH) * SPECIFY PITCHES	#906 WALL FLASHING (90°) (12" GIRTH)
#908 VALLEY (24" GIRTH)	#910 COTTAGE ROOF CAP (18" GIRTH)	#912 HALF RIDGE CAP (9" GIRTH) * SPECIFY PITCH	#916 SPECIAL "J" TRIM (5" GIRTH)
#408 STARTER FOR SHINGLES (5" GIRTH)	#815 EAVE STARTER (9" GIRTH) * SPECIFY PITCH (MAX. PITCH 12/12)		

"GALANTA" SIDING

<p>#G01</p> <p>"J" TRIM (4" GIRTH, 26g)</p>	<p>#G02</p> <p>BASE FLASHING (4" GIRTH, 26g)</p>	<p>#G03</p> <p>STARTER (4" GIRTH, 26g, GALVANIZED)</p>	<p>#G04</p> <p>OUTSIDE CORNER (8 1/8" GIRTH, 26g)</p>
<p>#G05</p> <p>INSIDE CORNER (8 1/8" GIRTH, 26g)</p>	<p>#G07</p> <p>GABLE DIVIDER (4" GIRTH, 26g)</p>	<p>#G08</p> <p>PERFORATED "L" CLOSURE (4" GIRTH) (TRIM TO 2")</p>	<p>#G09</p> <p>"Z" SUPPORT (4" GIRTH, 26g, GALVANIZED) (TRIM TO 3")</p>
<p>#G11</p> <p>NOTE: A = 4 5/8" max.</p> <p>WINDOW & DOOR JAMB (4 1/2" + A = GIRTH (8 1/8" max.), 26g)</p>	<p>#G12</p> <p>NOTE: A = 4 7/8" max.</p> <p>WINDOW & DOOR FLASHING (4" + A = GIRTH (8 1/8" max.), 26g)</p>	<p>#G17</p> <p>SIDING / SOFFIT "F-J" TRIM (8 1/8" GIRTH, 26g)</p>	<p>#G18</p> <p>WINDOW & DOOR FLASHING (4" GIRTH, 26g)</p>
<p>#G19A</p> <p>VERTICAL DIVIDER (Part "A") (5" GIRTH, 26g)</p>			
<p>#G19B</p> <p>VERTICAL DIVIDER (Part "B") (4" GIRTH, 26g) (TRIM TO 3")</p>	<p>VERTICAL DIVIDER (Parts "A" & "B" assembled)</p>		

<p>HEAVY GAUGE FIXATION</p>		<p>"U" CHANNEL AVAILABLE IN 20 GA, 18 GA AND 16 GA. GIRTHS AVAILABLE: 4", 5", 6", 7", 8", 9", 12", 18", 24" (GIRTH = A + B + C) NOTE: Measurements subject to machine capacities</p>
	<p>"Z" BAR AVAILABLE IN 20 GA, 18 GA AND 16 GA. GIRTHS AVAILABLE: 4", 5", 6", 7", 8", 9", 12", 18", 24" (GIRTH = A + B + C) A: min. 1" B: min. 1" C: min. 1"</p>	
	<p>"OMEGA" BAR AVAILABLE IN 20 GA, 18 GA AND 16 GA. GIRTHS AVAILABLE: 4", 5", 6", 7", 8", 9", 12", 18", 24" GIRTH = (A x 2) + (B x 2) + C A: min. 1" ← B: min. 1" ← (H): Perpendicular height NOTE: B = (H) x 1.155</p>	