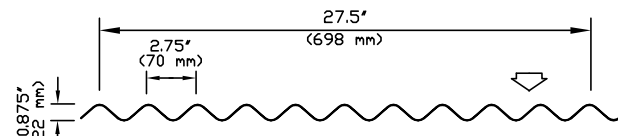
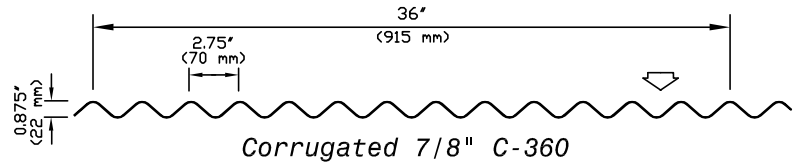
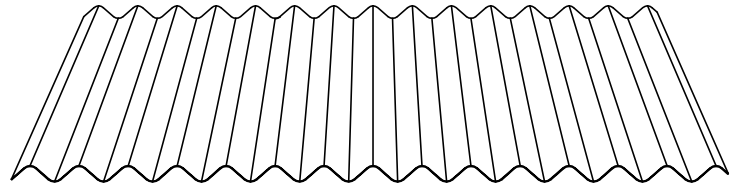


# Corrugated 7/8"

Installed vertically or horizontally, the «Corrugated 7/8"» (22mm) has resurfaced in the 1990's, on new architectural designs for commercial, institutional and industrial buildings.

Ideal's «Corrugated 7/8"» (12.2m) can be used as roofing or siding and is roll-formed in lengths of up to 40 feet (12.2m)

This panel is available in widths covering 36" (915mm) or 27½" (698mm) to offer more versatility and more possibilities for colour and material choices.



## AVAILABLE MATERIALS

### Mill finish Galvanized Steel

- (ASTM-A653 SS grade 33, Z275 (G-90));
- gauges: 30 (.015"/0.38mm thick),
- 28 (.018"/0.45mm thick),
- 26 (.021"/0.54mm thick),
- 24 (.026"/0.66mm thick),
- 22 (.032"/0.81mm thick),
- 20 (.038"/0.96mm thick),
- 18 (.049"/1.25mm thick).

### Mill finish Galvalume Plus Steel

- (ASTM-A792 SS grade 33, AZ180);
- gauges: 30 (.015"/0.38mm thick),
- 28 (.018"/0.45mm thick),
- 26 (.021"/0.54mm thick),
- 24 (.026"/0.66mm thick),
- 22 (.032"/0.81mm thick).

### Pre-painted Galvanized Steel

- (ASTM-A653 SS grade 33, Z275 (G-90));
- Perspectra/Weather X Series: see colour chart \*1;
- gauges: 30 (.015"/0.38mm thick),
- 28 (.018"/0.45mm thick),
- 26 (.021"/0.54mm thick),
- 24 (.026"/0.66mm thick),
- 22 (.032"/0.81mm thick).

Minimum Yield Stress	Fy = 33,000.00 P.S.I. (228 Mpa)
Maximum Working Stress Fb	= 20,625.00 P.S.I. (144 Mpa)
Young's Modulus (E)	= 29,500,000.00 P.S.I. (203 Mpa)

\*1): Other finishes and gauges are available, contact our office

Total Nominal Thickness (in.)	Core Nominal Thickness (in.)	Moment Resistance		Moment of Inertia (in-4)
		Mid-Span (in-lb)	Support (in-lb)	
0.021	0.018	988	988	0.0212
0.026	0.024	1317	1317	0.0283
0.032	0.030	1646	1646	0.0353

## (IMPERIAL)

UNIFORMLY DISTRIBUTED LOADS (pounds/square foot)							
Span Condition	Span (inches)	26 gauge (.021")		24 gauge (.026")		22 gauge (.032")	
		B	D	B	D	B	D
S I N G L E	24	105	232	220	309	274	386
	30	84	119	140	158	176	198
	36	70	69	98	92	122	114
	42	54	43	72	58	90	72
	48	41	29	55	39	69	48
	54	33	20	43	27	54	34
	60	26	15	35	20	44	25
	66	22	11	29	15	36	19
	72	18	9	24	11	30	14
	78	16	7	21	9	26	11
	84	13	5	18	7	22	9
D O U B L E	90	12	4	16	6	20	7
	96	10	4	14	5	17	6
	24	105	556	220	741	274	927
	30	84	285	140	380	176	474
	36	70	165	98	220	122	275
	42	54	104	72	138	90	173
	48	41	69	55	93	69	116
	54	33	49	43	65	54	81
	60	26	36	35	47	44	59
	66	22	27	29	36	36	45
	72	18	21	24	27	30	34
78	16	16	21	22	26	27	
84	13	13	18	17	22	22	
90	12	11	16	14	20	18	
96	10	9	14	12	17	14	
T R I P L E	24	118	438	259	584	343	730
	30	94	224	176	299	220	374
	36	79	130	122	173	152	216
	42	67	82	90	109	112	136
	48	51	55	69	73	86	91
	54	41	38	54	51	68	64
	60	33	28	44	37	55	47
	66	27	21	36	28	45	35
	72	23	16	30	22	38	27
	78	19	13	26	17	32	21
	84	17	10	22	14	28	17
90	15	8	20	11	24	14	
96	13	7	17	9	21	11	

B = Load reduced for web crippling D = Load capacity based on deflection L/180